


This article was downloaded by:

On: 15 January 2011

Access details: *Access Details: Free Access*

Publisher *Taylor & Francis*

Informa Ltd Registered in England and Wales Registered Number: 1072954 Registered office: Mortimer House, 37-41 Mortimer Street, London W1T 3JH, UK



Green Chemistry Letters and Reviews

Publication details, including instructions for authors and subscription information:

<http://www.informaworld.com/smpp/title~content=t748292817>

Vulnerability of substituted aromatic hydroxy aldehydes to undergo Biginelli reaction in water

Wageeh S. El-Hamouly^a; Hanaa A. Tawfik^a; Eman M. H. Abbas^a

^a Department of Chemistry of Natural and Microbial Products, National Research Centre, Dokki, Cairo, Egypt

Online publication date: 02 December 2009

To cite this Article El-Hamouly, Wageeh S. , Tawfik, Hanaa A. and Abbas, Eman M. H.(2009) 'Vulnerability of substituted aromatic hydroxy aldehydes to undergo Biginelli reaction in water', *Green Chemistry Letters and Reviews*, 2: 4, 213 – 216

To link to this Article: DOI: 10.1080/17518250903334282

URL: <http://dx.doi.org/10.1080/17518250903334282>

PLEASE SCROLL DOWN FOR ARTICLE

Full terms and conditions of use: <http://www.informaworld.com/terms-and-conditions-of-access.pdf>

This article may be used for research, teaching and private study purposes. Any substantial or systematic reproduction, re-distribution, re-selling, loan or sub-licensing, systematic supply or distribution in any form to anyone is expressly forbidden.

The publisher does not give any warranty express or implied or make any representation that the contents will be complete or accurate or up to date. The accuracy of any instructions, formulae and drug doses should be independently verified with primary sources. The publisher shall not be liable for any loss, actions, claims, proceedings, demand or costs or damages whatsoever or howsoever caused arising directly or indirectly in connection with or arising out of the use of this material.

RESEARCH ARTICLE

Vulnerability of substituted aromatic hydroxy aldehydes to undergo Biginelli reaction in water

Wageeh S. El-Hamouly*, Hanaa A. Tawfik and Eman M.H. Abbas

Department of Chemistry of Natural and Microbial Products, National Research Centre, Dokki, Cairo, Egypt

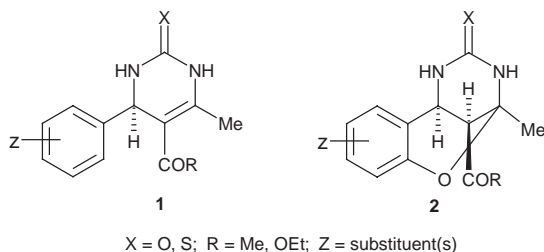
(Received 13 December 2008; final version received 13 September 2009)

Aromatic aldehydes having hydroxyl substituent(s) react with urea (or thiourea), and ethyl acetoacetate (or acetylacetone) in the presence of *p*-toluenesulfonic acid as catalyst and water as solvent to give substituted dihydropyrimidinones (Biginelli compounds) in good to excellent yields.

Keywords: substituted aromatic hydroxy aldehydes; Biginelli reaction in water; dihydropyrimidinones

Introduction

The acid catalyzed one-pot cyclocondensation reaction between an aldehyde–urea (or thiourea) and a β -ketoester to produce substituted dihydropyrimidinones **1**, known as Biginelli (1,2) compounds, have received significant attention because of their diverse range of biological properties. In addition to their antihypertensive and vasodilator properties (1–9), dihydropyrimidinones are integral parts of biologically active compounds such as antiviral (10,11), antibacterial (12), antiinflammatory (13,14), and anti-tumor (15–18) agents. Due to their structure relationship to the clinically important nifedipine (20,21) (a dihydropyridine) they have emerged as integral backbones of several calcium channel blockers.



Some of the interest in this heterocyclic system is the challenge of redesigning and improving its old preparative synthetic method. One of the factors which have direct influence on the product yield and found considerable attention is the type of the solvent media used. The reaction is usually carried out in an alcoholic solution catalyzed by a few drops of concentrated HCl or sulfuric acid as reported early by Biginelli (1,2). Other systems such as tetrahydrofuran (THF)/HCl, acetic acid (22), acetic acid/HCl (22), dioxin/HCl

(22), tartaric acid/methanol (23), and acetonitrile with a substantial amount of iodine have been also employed (24). Several solvent-free methods have been recently reported using different Lewis acids such as LiBr (25), ZnCl₂ (26), benzyltriethylammonium chloride (18,19), chlorosulfonic acid (27) and many other methods including microwave irradiations (28).

Moreover, the grinding of Biginelli components was recently reported by Bose (19) who observed the presence of an exothermic reaction upon mixing the three components, this has developed the idea of using water to remove thermal energy from the reaction mixture and in turn as a solvent media. In a number of publications, Shutalev (29–31) has reported a two steps method involving the use of water as a solvent and α -tosyl substituted ureas (or thioureas) with enolates of β -oxoesters or 1,3-dicarbonyl compounds.

In the present work, we report our interesting observation about the vulnerability of various substituted aromatic hydroxy aldehydes to undergo Biginelli reaction in water under conditions similar to that reported by Shutalev, but by applying a one-pot reaction method in the presence of water as solvent and *p*-toluenesulfonic acid as catalyst. *p*-Toluenesulfonic acid may acts as a barrier for the hydroxyl group thus facilitating the reaction to occur in water.

Results and discussion

The Shutalev procedure was based on the reaction between N-tosylurea or N-tosyl-thiourea (obtained via reaction of *p*-toluenesulfonic acid and urea or thiourea) and the condensation product of aldehyde- β -ketoester. On this basis we believe that either the formation of N-tosylurea (or thiourea) or the

*Corresponding author. Email: drhamouly@hotmail.com

presence of a hydroxyl substituent may present a media suitable for the reaction to take place in a hydrous solvent such as water. The aldehydes used in this investigation include salicylaldehyde and some of its derivatives, dihydroxy benzaldehydes, and other hydroxy aromatic aldehydes. The reaction was carried out simply by mixing the aldehyde, a slight excess of ethyl acetoacetate (or acetylacetone), two equivalents of urea (or thiourea) and *p*-toluenesulfonic acid using water as the solvent media. Some reactions occurred at room temperature and others required heating at the reflux temperature. The products were obtained in 75–95% yields in high purity. The products from salicylaldehyde derivatives depend on the type of the substituent group located at the ortho-position to the hydroxyl group as was reported and discussed in two of our previous publications (32,33). For example, salicylaldehyde gave the oxygen bridged oxacyclic product (2), while 3-nitrosalicylaldehyde gave the classical Biginelli product (1). This was tentatively explained by the creation of a hydrogen bond between the oxygen–nitro group and the hydroxyl-proton which prevents cyclization to occur. Condition of the reaction, yields and melting points of the prepared compounds are presented in Tables 1 and 2.

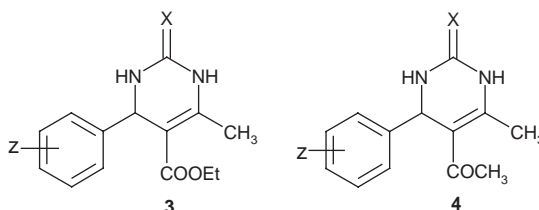
Experimental

Melting points were taken on a capillary melting point apparatus and are uncorrected. The IR spectra were recorded with a Philips Infracord Spectrophotometer Model PU9712 in KBr discs. ¹HNMR spectra were measured in CDCl₃ or DMSO-d₆ on JEOL-270 spectrometer with Me₄Si as an internal standard. Mass spectra were obtained with a Shimadzu GCS-QP 1000 EX spectrometer at 70eV. Elemental analysis was performed at the Microanalytical Laboratory of the National Research Centre, Dokki, Giza, Egypt. Physical data of some of the prepared compounds are matched with those previously reported. The results of elemental analysis of the new compounds are in the acceptable range.

General procedure for preparation of 4-(substitutedphenyl)-6-methyl-2-oxo-1,2,3,4-tetrahydropyrimidine-5-carboxylic acid ethyl ester (3a–h & 4a–g) and substituted-11-oxo-(thioxo)-8-oxa-10,12-diaza-tricyclo[7.3.1.0^{2,7}]trideca-2,4,6-triene (5a–c & 6a–f)

A mixture consisting of the aldehyde derivative (10 mmol), urea or thiourea (20 mmol), ethylacetoacetate or acetylacetone (25 mmol), *p*-toluenesulfonic

Table 1. Physical data of dihydropyrimidinones (thiones) under water-solvent condition.



No.	X	Z	R.t./Refl.	Yield (%)	M.p.°C
3a	O	(4-OH) (3-OCH ₃)	R.t.	88	231–233 (34)
3b	S	(4-OH) (3-OCH ₃)	R.t.	95	267–269
3c	O	(3-OH)(4-OCH ₃)	R.t.	85	202–204
3d	O	(2-OH)(3-OCH ₃)	R.t.	80	185–187 (33)
3e	O	(2-OH)(3-NO ₂)	Refl.	90	134–137 (33)
3f	O	(4-OH)	R.t.	93	228–230 (26,27)
3g	S	(4-OH)	R.t.	95	195–197 (26)
3h	O	3,5-(OH) ₂	R.t.	92	230–234
4a	O	(3-OCH ₃)(4-OH)	R.t.	90	235–236
4b	S	(3-OCH ₃)(4-OH)	R.t.	86	232–234
4c	O	(3-OH)(4-OCH ₃)	R.t.	83	202–204
4d	O	(2-OH)(3-NO ₂)	Refl.	87	181–183 (32)
4e	O	(4-OH)	R.t.	90	230–233 (24)
4f	S	(4-OH)	R.t.	92	196–198
4g	O	3,5-(OH) ₂	R.t.	89	230–232

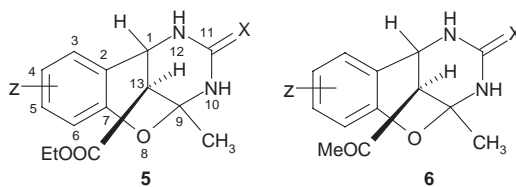


Table 2. Physical data of diazatriacyclotridecatrienes under water-solvent condition.

No.	X	Z	R.t./Refl.	Yield (%)	M.p. °C
5a	O	H	R.t.	83	200–203 (24,26,32)
5b	S	H	R.t.	87	204–206 (32)
5c	O	5-OH	R.t.	79	179–181 (33)
6a	O	H	R.t.	88	215–218 (32)
6b	S	H	R.t.	89	257 (dec.) (32)
6c	O	5-OH	R.t.	84	200–202
6d	S	5-OH	R.t.	89	146–148
6e	O	6-OCH ₃	Refl.	86	245–247 (32)
6f	S	6-OCH ₃	Refl.	89	240–243 (32)

acid (20 mmol) and water (50 mL) was stirred at room temperature (24–36 h, monitored by TLC). The compounds **3e**, **4d**, **6e**, and **6f** required heating under reflux for 8 h. The reaction mixture appeared clear during the course of the reaction and then the product starts to separate out. The solid obtained after completion of the reaction was filtered, washed with water, dried and crystallized from the proper solvent. Physical data of some prepared compounds are matched with those previously reported.

3b ¹H-NMR (CDCl₃): δ = 9.55 (s, 1H, OH), 8.20 (s, 1H, NH), 7.82 (s, 1H, NH), 6.80–6.7 (m, 3H, Ar-Hs), 5.35 (d, *J* = 3.2 Hz, 1H), 4.12 (q, *J* = 7.2 Hz, 2H, OCH₂CH₃), 3.78 (s, 3H, OCH₃), 2.31 (s, 3H, CH₃), 1.24 (t, *J* = 7.2 Hz, 3H, OCH₂CH₃). Anal. Calcd. for C₁₅H₁₈N₂O₄S (322.39), C, 55.89; H, 5.63; N, 8.69; S, 9.95%; Found: C, 55.75; H, 5.80; N, 8.60; S, 9.85%.

3c ¹H-NMR (DMSO-*d*₆): δ = 9.44 (s, 1H, OH), 8.90 (s, 1H, NH), 7.65 (s, 1H, NH), 6.80–6.65 (m, 3H, Ar-Hs), 5.25 (d, *J* = 3.2 Hz, 1H, C4-H), 4.10 (q, *J* = 7.2 Hz, 2H, OCH₂CH₃), 3.72 (s, 3H, CH₃), 2.21 (s, 3H, CH₃), 1.11 (t, *J* = 7.2 Hz, 3H, OCH₂CH₃). Anal. Calcd. for C₁₅H₁₈N₂O₅ (306.32) C, 58.82; H, 5.92; N, 9.15; Found: C, 58.70; H, 6.15; N, 9.10.

3h ¹H-NMR (DMSO-*d*₆): δ = 9.2 (s, 1H, NH), 8.50 (s, 2H, 2OH), 7.05 (bs, 1H, NH), 6.88 (d, *J* = 1.2 Hz, 2H, C2',C6'-H), 6.67 (s, 1H, C4'-H), 5.0 (d, *J* = 2 Hz, 1H, C4-H), 4.05 (q, 2H, OCH₂CH₃), 2.30 (s, 3H, CH₃), 1.06 (t, 3H, OCH₂CH₃). Anal. Calcd. for C₁₄H₁₆N₂O₅ (292.29), C, 57.53; H, 5.52; N, 9.58%; Found: C, 57.50; H, 5.60; N, 9.50%.

4a ¹H-NMR (DMSO-*d*₆): δ = 9.10 (s, 1H, NH), 8.84 (s, 1H, OH), 7.62 (s, 1H, NH), 6.82 (d, *J* = 3 Hz, 1H, C2'-H), 6.7 (d, *J* = 12 Hz, 1H, C5'-H), 6.6 (dd, *J* = 12 Hz, 1H, C6'-H), 5.18 (d, *J* = 5 Hz, 1H, C4-H), 3.75 (s, 3H, OCH₃), 2.25 (s, 3H, COCH₃), and 2.15 (s, 3H,

CH₃). Anal. Calcd. for C₁₄H₁₆N₂O₄ (276.29) C, 60.86; H, 5.84; N, 10.14%; Found: C, 60.80; H, 5.95; N, 10.0%.

4b ¹H-NMR (DMSO-*d*₆): δ = 9.12 (s, 1H, OH), 8.80 (s, 1H, NH), 7.25 (s, 1H, NH), 6.72 (d, *J* = 2 Hz, 1H, C2'-H), 6.7 (d, *J* = 10 Hz, 1H, C5'-H), 6.6 (dd, *J* = 10 Hz, 1H, C6'-H), 5.24 (d, *J* = 5 Hz, 1H, C4-H), 3.75 (s, 3H, OCH₃), 2.22 (s, 3H, COCH₃), and 2.10 (s, 3H, CH₃). Anal. Calcd. for C₁₄H₁₆N₂O₃S (292.36) C, 57.52; H, 5.52; N, 9.58; S, 10.97%; Found: C, 57.25; H, 5.80; N, 9.40.

4c ¹H-NMR (DMSO-*d*₆): δ = 9.60 (s, 1H, OH), 8.17 (s, 1H, NH), 7.81 (s, 1H, NH), 6.72 (d, *J* = 3 Hz, 1H, C2'-H), 6.62 (d, *J* = 10 Hz, 1H, C5'-H), 6.56 (d, *J* = 10 Hz, 1H, C6'-H), 5.10 (d, *J* = 3 Hz, 1H, C4-H), 3.85 (s, 3H, OCH₃), 2.35 (s, 3H, COCH₃), and 2.15 (s, 3H, CH₃). Anal. Calcd. for C₁₄H₁₆N₂O₄ (276.29) C, 60.86; H, 5.84; N, 10.14%; Found: C, 60.65; H, 5.90; N, 10.10%.

4d ¹H-NMR (DMSO-*d*₆): δ = 11.46 (s, 1H, OH), 9.24 (s, 1H, NH), 8.05 (d, 1H, C4'-H), 7.84 (d, *J* = 2 Hz, 1H, C6'-H), 7.50 (s, 1H, NH), 7.01 (t, 1H, C5'-H), 5.55 (d, *J* = 2 Hz, 1H, C4-H), 2.24 (s, 3H, COCH₃), and 2.07 (s, 3H, CH₃). Anal. Calcd. for C₁₃H₁₃N₃O₅ (291.27) C, 53.61; H, 4.50; N, 14.43%; Found: C, 53.55; H, 4.60; N, 14.40%.

4g ¹H-NMR (DMSO-*d*₆): δ = 9.52 (s, 1H, OH), 8.50 (s, 1H, OH), 7.45 (s, 1H, NH), 7.05 (d, 1H, ArC4'-H), 6.97 (s, 2H, ArC2'C6'-Hs), 6.13 (s, 1H, NH), 4.52 (d, *J* = 2 Hz, 1H, C4-H), 2.24 (s, 3H, COCH₃), and 1.39 (s, 3H, CH₃).

6c ¹H-NMR (DMSO-*d*₆): δ = 8.25 (s, 1H, OH), 7.45 (s, 1H, NH), 7.04 (d, *J* = 6 Hz, 1H, ArC3'-H), 6.97 (d, *J* = 6 Hz, 1H, ArC4'-H), 6.31 (s, 1H, ArC6'-H), 6.10 (s, 1H, NH), 5.12 (d, *J* = 2 Hz, 1H, C1-H), 3.28 (s,

1H, C13-H), 2.22 (s, 3H, COCH₃), and 1.50 (s, 3H, CH₃). Anal. Calcd. for C₁₃H₁₄N₂O₄ (262.27) Calcd. C, 59.54; H, 5.38; N, 10.68%; Found: C, 59.50; H, 5.35; N, 10.55%.

References

- (1) Biginelli, P. *Gazz. Chim. Ital.* **1893**, *23*, 360–416.
- (2) Kappe, C.O. *Tetrahedron* **1993**, *49*, 6937–6963.
- (3) Rovnyak, G.C.; Kimbal, S.D.; Beyer, B.; Cucinotta, G.; Dimarco, J.D.; Gougoutas, J.; Hedberg, A.; Malley, M.; McCarthy, J.P.; Zhang, R.; Mereland, S. *J. Med. Chem.* **1995**, *38*, 119–129.
- (4) Kappe, C.O.; Fabian, W.M.F.; Semons, M.A. *Tetrahedron* **1997**, *53*, 2803–2816.
- (5) Khandia, E.L.; Sillinietsse, G.O.; Khandia, E.L.; Sillinietsse, G.O.; Ozol, Ya. Ya.; Dabur, G.Ya.; Kimenis, A.A. *Khim. Pharm. Zh.* **1978**, *12*, 72–74.
- (6) Atwal, K.S.; Rovnyak, G.C.; O'Reilly, B.C.; Schwartz, J. *J. Org. Chem.* **1989**, *54*, 5898–5907.
- (7) Kappe, C.O. *Chem. Res.* **2000**, *33*, 879–888.
- (8) Atwal, K.S.; Swanson, B.N.; Unger, S.E.; Floyd, D.M.; Moreland, S.; Hedberg, A.; O'Reilly, B.C. *J. Med. Chem.* **1991**, *34*, 806–811.
- (9) Rovnyak, G.C.; Atwal, K.S.; Hedberg, A.; Kimball, S.D.; Moreland, S.; Gougoutas, J.Z.; O'Reilly, B.C.; Schwartz, J.; Malley, M.F. *J. Med. Chem.* **1992**, *35*, 3254–3263.
- (10) Hull, R.; Swain, G. British Patent 868,030, **1960**.
- (11) McKinstry, D.W.; Reading, E.H. *J. Franklin Inst.* **1944**, *237*, 422–427.
- (12) Sadadudam, Y.S.; Shetty, M.M.; Dlwan, P.V. *Eur. J. Med. Chem.* **1992**, *27*, 87–92.
- (13) Studer, A.; Jeger, P.; Wipf, P.; Curran, D.P. *J. Org. Chem.* **1997**, *62*, 2917–2924.
- (14) Pratibha, S. Nilesh, R.; Gurram, V.K. *Bio. Med. Chem. Lett.* **2004**, *14*, 4185–4190.
- (15) Mayer, T.U.; Kapoor, T.M.; Haggarty, S.J.; King, R.W.; Schreiber, S.L.; Mitchison, T.J. *Science* **1999**, *286*, 971–974.
- (16) Haggarty, S.J.; Mayer, T.U.; Miyamoto, D.T.; Fathi, R.; King, R.W.; Mitchison, T.J.; Schreiber, S.L. *Chem. Biol.* **2000**, *7*, 275–286.
- (17) Hurst, E.W.; Hul, R. *J. Med. Pharm. Chem.* **1961**, *3*, 215–229.
- (18) Subhas Bose, D.; Madapa, S.; Chavhan, S.W. *ARKI-VOC* **2005**, *iii*, 228–236.
- (19) Bose, A.K.; Pednekar, S.; Ganguly, S.N.; Chakraborty, G.; Manhas, M.S. *Tetrahedron Lett.* **2004**, *45*, 8351–8353.
- (20) Fosshem, R.; Svarteng, K.; Mostad, A.; Romming, C.; Shefter, E.; Triggler, D.J. *J. Med. Chem.* **1982**, *25*, 126–131.
- (21) Love, B.; Goodman, M.M.; Snader, K.M.; Tedeschi, R.; Macko, E. *J. Med. Chem.* **1974**, *17*, 956–965.
- (22) Folkers, K.; Johnson, I.B. *J. Amer. Chem. Soc.* **1933**, *55*, 3784–3791.
- (23) Kappe, C.O.; Uray, G.; Roschger, P.; Linder, W.; Kratky, C.; Keller, W. *Tetrahedron* **1992**, *48*, 5473–5480.
- (24) Kappe, C.O. *Tetrahedron* **1993**, *49*, 6037; Kappe, C.O. *Molecules* **1998**, *3*, 1–9.
- (25) Gourhari, M.; Pradip, K.; Chandrani, G. *Tetrahedron Lett.* **2003**, *44* (13), 2757–2758.
- (26) Sun, Q.; Wang, Y-q.; Ge, Z-m.; Cheng, T-m.; Li, R-t. *Synthesis* **2004**, 1047–1052.
- (27) Kotharkar, S.A.; Nagawade, R.R.; Shinde, D.B. *Ukrainica Bioorganica Acta* **2006**, No. 2, 17–21.
- (28) Pengel Deng, Y. *Tetrahedron Lett.* **2001**, *42*, 5917–5919.
- (29) Shutalev, A.D.; Kuksa, V.A. *Chem. Heterocycl. Comp.* **1995**, *31*, 86–91.
- (30) Shutalev, A.D.; Kishko, E.A.; Sivova, N.V.; Kuznetsov, A.Y. *Molecules* **1998**, *3*, 100–106.
- (31) Shutalev, A.D.; Kuksa, V. *Khim. Geterotsicl. Soedin.* **1997**, 105–109.
- (32) El-Hamouly, W.S.; Elkhamry, A-M.A.; Abbas, E.M.H. *India J. Chem.* **2006**, *45B*, 2091–2098.
- (33) Abbas, E.M.H.; Abdallah, S.M.; Abdoh, M.H.; Tawfik, H.A.; El-Hamouly, W.S. *Turk. J. Chem.* **2008**, *32*, 297–304.
- (34) Cao, Y.; Guo, Y.; Li, Y. *Chem. J.* **2007**, *9*, 096029.